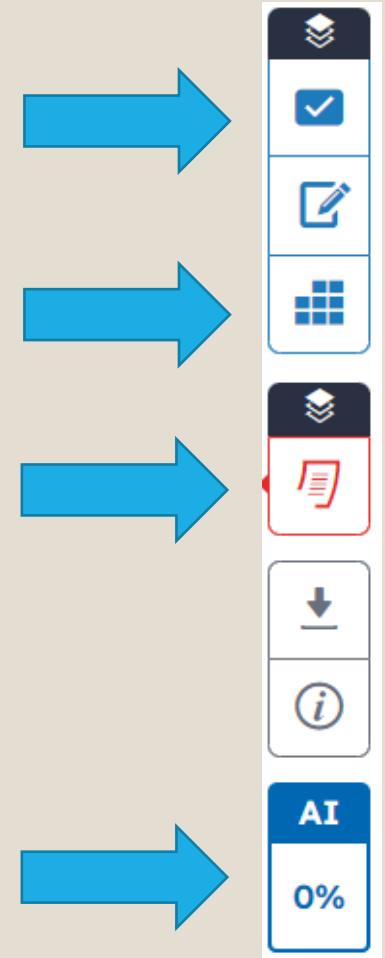




USING TURNITIN FEEDBACK STUDIO FOR EWR

Introduction to Feedback Studio

- embedded within Turnitin
- functionality for a variety of feedback approaches
- rubric/grading functionality
- similarity report for guidance on use of sources/plagiarism checking
- AI-generated language detector



Feedback options with Feedback Studio

1. Quickmarks (Draft 2 only)

- pre-set feedback points (editable)
- can be linked to highlighted text or not

2. Own written comments (Draft 1 plan or Draft 2)

- written directly in Turnitin, or copied and pasted into it
- can be linked to highlighted text or not

3. Markup (Draft 2)

- color code
- strikethrough

4. Summary comment (not recommended for EWR)

- voice or written
- *EWR students might not find the feedback*

Examples of Feedback

own comment
(copy and
paste, or
written
directly)



Your essay draft is generally smooth and grammatical despite some minor issues with grammar and references. Check your in-text citations carefully and format your references properly.

Add multilevel numbering
Introduction

Assign Criterion

Connect the two sentences or revise the one starting with "leading to".

Convert to QuickMark


Appropriate background

Since the dawn of civilization, people have recorded their imaginations and visual...
...usually striking yet contrasting style of...
...of landscape paintings in the West is...
...of representing the landscapes in...
...apes with accurate lighting and expertly-...
...visual spectacle as accurately as possible...
...ct. In the East, Chinese Southern School...
...the hilly mountains of ancient China...
...ate depiction of landscapes and instead...
...inations using brush strokes...
...ing essay, I am going analyse the...
...a compariso...
...n on how do the two styles reflects the

Add or improve essay aims and/or overview



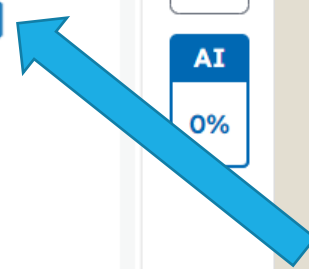
own comment
(copy and
paste, or written
directly)



and the southern school painters, discussing their unique but similar origins and the different emphasis of the two styles. Leading to the discussion of the major and minor technical...
...two... in a depiction of similar subjects. Then, a comparison of the...
...two styles from another set of landscape paintings will be made, this time focusing on the...
...differences of techniques between the two style in depicting similar subjects. Finally, the essay...
...ends by concluding the cultural difference reflected by the two styles.

Parallels between Impressionism and Southern School

The Northern School and The Southern School painter of ancient China shared different beliefs in the techniques and purpose of landscape paintings. The ancient Chinese scholar-painter Dong Qichang was the pioneer of the idea of using Northern and Southern school to classify a painter's style. He categorized the Northern school style with paintings that are made



QuickMarks
comment

Using QuickMarks sets for EWR FB (Draft 2 only)

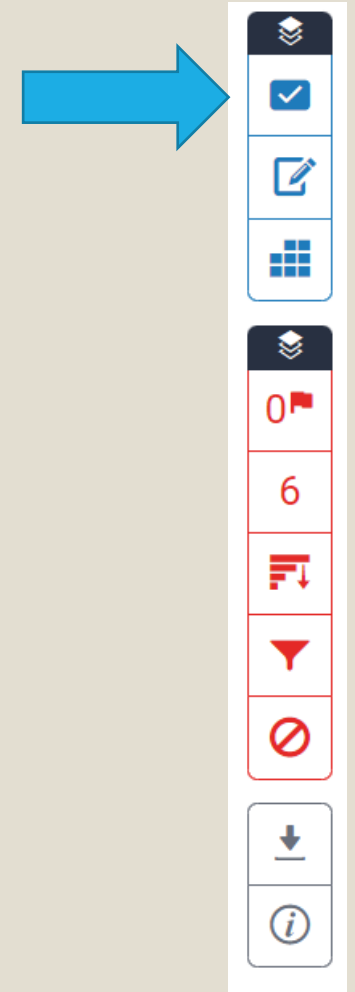
- previous action points have been converted to QuickMarks sets for each EWR course
- alphabetical order according to category of feedback (e.g. Body paragraphs, Introduction, Organisation, Referencing)
- need to be imported one time into your Turnitin (through any existing Turnitin assignment)
- drag FB point into draft, or highlight text/click in the draft and 3 choices will come up:

QuickMarks comment

ition of representing the landscapes in
visual spectacle as accurately a
t. In the East, Chinese Southern School
the hilly mountains of ancient China.

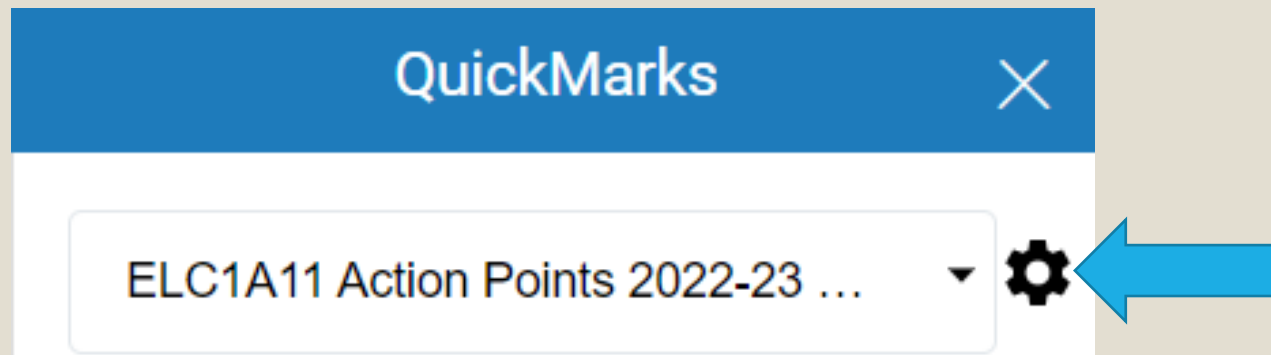
own comment and color coding

strikethrough



Importing QuickMarks sets into Turnitin

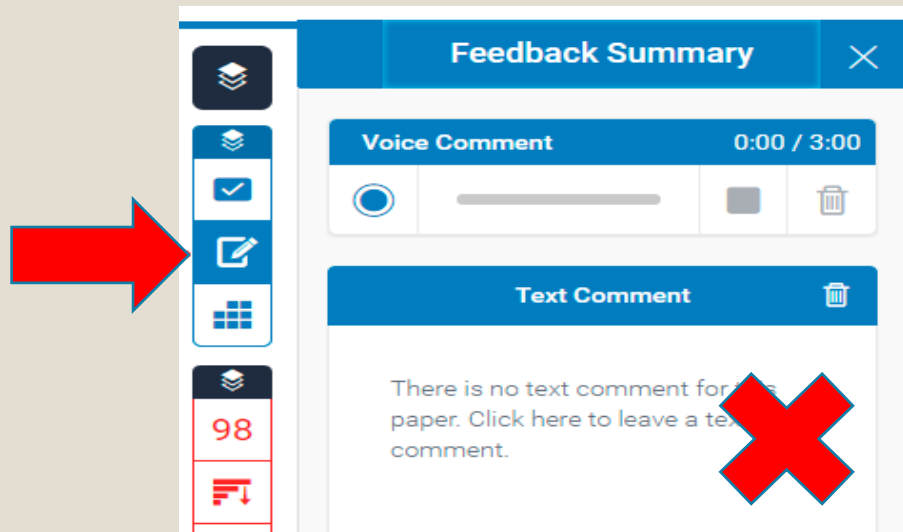
- before Draft 2 submission, your EWR liaison will send you a .qms file for your EWR course(s)
- need an existing Turnitin assignment with submissions (e.g. from last semester)
- importing done through the Settings icon in QuickMarks



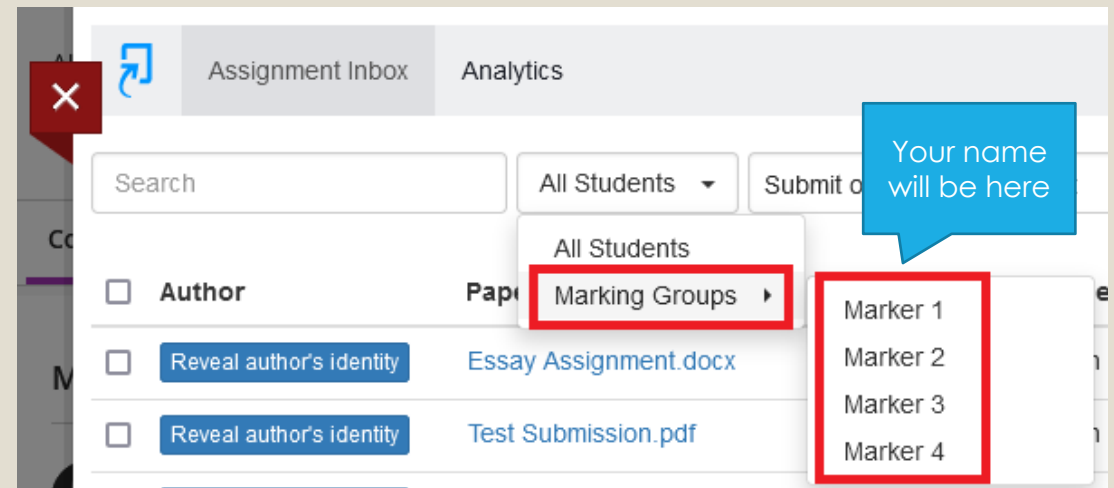


When you are marking:


Do **NOT** use the **Feedback Summary** option



Sort list your group of students using the filter on top



“--” by default. Keep track of marking by giving:
“0” to marking in progress
“1” to completed marking



Always **access** a student's draft **from the sorted list**

- **Do NOT use the “<” and “>” button** on the assessment page

